













PMEX UPDATE

<p>BUY</p>  <p>CRUDE10-JU26 95.04 0.68% Expiry 27/May/26 Remaining 30 Days</p> <table border="1"> <tr><td>Entry</td><td>96.13 - 96.3</td></tr> <tr><td>Stoploss</td><td>95.14</td></tr> <tr><td>Take Profit</td><td>97.1 - 97.74</td></tr> </table>	Entry	96.13 - 96.3	Stoploss	95.14	Take Profit	97.1 - 97.74	<p>BUY</p>  <p>NGAS1K-JU26 2.7580 2.80% Expiry 26/May/26 Remaining 29 Days</p> <table border="1"> <tr><td>Entry</td><td>2.73 - 2.74</td></tr> <tr><td>Stoploss</td><td>2.68</td></tr> <tr><td>Take Profit</td><td>2.77 - 2.79</td></tr> </table>	Entry	2.73 - 2.74	Stoploss	2.68	Take Profit	2.77 - 2.79	<p>SELL</p>  <p>GO10Z-JU26 4,721.14 -0.42% Expiry 27/May/26 Remaining 30 Days</p> <table border="1"> <tr><td>Entry</td><td>4743 - 4735</td></tr> <tr><td>Stoploss</td><td>4765.52</td></tr> <tr><td>Take Profit</td><td>4720 - 4700</td></tr> </table>	Entry	4743 - 4735	Stoploss	4765.52	Take Profit	4720 - 4700	<p>N/A</p>  <p>SL10-MA26 75.79 Expiry Remaining</p> <table border="1"> <tr><td>Entry</td><td>---</td></tr> <tr><td>Stoploss</td><td>#VALUE!</td></tr> <tr><td>Take Profit</td><td>---</td></tr> </table>	Entry	---	Stoploss	#VALUE!	Take Profit	---
Entry	96.13 - 96.3																										
Stoploss	95.14																										
Take Profit	97.1 - 97.74																										
Entry	2.73 - 2.74																										
Stoploss	2.68																										
Take Profit	2.77 - 2.79																										
Entry	4743 - 4735																										
Stoploss	4765.52																										
Take Profit	4720 - 4700																										
Entry	---																										
Stoploss	#VALUE!																										
Take Profit	---																										
<p>SELL</p>  <p>PLATINUM5-JY26 2,021.40 -0.44% Expiry 26/Jun/26 Remaining 60 Days</p> <table border="1"> <tr><td>Entry</td><td>2019 - 2015</td></tr> <tr><td>Stoploss</td><td>2045.57</td></tr> <tr><td>Take Profit</td><td>2004 - 1998</td></tr> </table>	Entry	2019 - 2015	Stoploss	2045.57	Take Profit	2004 - 1998	<p>BUY</p>  <p>COPPER-MY26 6.0953 0.11% Expiry 28/Apr/26 Remaining 1 Days</p> <table border="1"> <tr><td>Entry</td><td>6.08 - 6.09</td></tr> <tr><td>Stoploss</td><td>6.04</td></tr> <tr><td>Take Profit</td><td>6.11 - 6.13</td></tr> </table>	Entry	6.08 - 6.09	Stoploss	6.04	Take Profit	6.11 - 6.13	<p>BUY</p>  <p>ICOTTON-JY26 80.49 1.42% Expiry 22/Jun/26 Remaining 56 Days</p> <table border="1"> <tr><td>Entry</td><td>80.22 - 80.36</td></tr> <tr><td>Stoploss</td><td>80.08</td></tr> <tr><td>Take Profit</td><td>80.87 - 81.22</td></tr> </table>	Entry	80.22 - 80.36	Stoploss	80.08	Take Profit	80.87 - 81.22	<p>BUY</p>  <p>DJ-JU26 49,350 -0.09% Expiry 17/Jun/26 Remaining 51 Days</p> <table border="1"> <tr><td>Entry</td><td>49145 - 49202</td></tr> <tr><td>Stoploss</td><td>48840.23</td></tr> <tr><td>Take Profit</td><td>49266 - 49314</td></tr> </table>	Entry	49145 - 49202	Stoploss	48840.23	Take Profit	49266 - 49314
Entry	2019 - 2015																										
Stoploss	2045.57																										
Take Profit	2004 - 1998																										
Entry	6.08 - 6.09																										
Stoploss	6.04																										
Take Profit	6.11 - 6.13																										
Entry	80.22 - 80.36																										
Stoploss	80.08																										
Take Profit	80.87 - 81.22																										
Entry	49145 - 49202																										
Stoploss	48840.23																										
Take Profit	49266 - 49314																										
<p>BUY</p>  <p>SP500-JU26 7,196 0.02% Expiry 17/Jun/26 Remaining 51 Days</p> <table border="1"> <tr><td>Entry</td><td>7172 - 7182</td></tr> <tr><td>Stoploss</td><td>7121.81</td></tr> <tr><td>Take Profit</td><td>7194 - 7206</td></tr> </table>	Entry	7172 - 7182	Stoploss	7121.81	Take Profit	7194 - 7206	<p>BUY</p>  <p>NSDQ100-JU26 27,475 0.14% Expiry 17/Jun/26 Remaining 51 Days</p> <table border="1"> <tr><td>Entry</td><td>27171 - 27258</td></tr> <tr><td>Stoploss</td><td>26924.85</td></tr> <tr><td>Take Profit</td><td>27355 - 27417</td></tr> </table>	Entry	27171 - 27258	Stoploss	26924.85	Take Profit	27355 - 27417	<p>SELL</p>  <p>GOLDUSDJPY-MY26 159.19 -0.12% Expiry 28/Apr/26 Remaining 1 Days</p> <table border="1"> <tr><td>Entry</td><td>159.51 - 159.41</td></tr> <tr><td>Stoploss</td><td>159.83</td></tr> <tr><td>Take Profit</td><td>159.28 - 159.08</td></tr> </table>	Entry	159.51 - 159.41	Stoploss	159.83	Take Profit	159.28 - 159.08	<p>BUY</p>  <p>GOLDEURUSD-MY26 1.1751 0.25% Expiry 28/Apr/26 Remaining 1 Days</p> <table border="1"> <tr><td>Entry</td><td>1.1743 - 1.1748</td></tr> <tr><td>Stoploss</td><td>1.172</td></tr> <tr><td>Take Profit</td><td>1.1763 - 1.1773</td></tr> </table>	Entry	1.1743 - 1.1748	Stoploss	1.172	Take Profit	1.1763 - 1.1773
Entry	7172 - 7182																										
Stoploss	7121.81																										
Take Profit	7194 - 7206																										
Entry	27171 - 27258																										
Stoploss	26924.85																										
Take Profit	27355 - 27417																										
Entry	159.51 - 159.41																										
Stoploss	159.83																										
Take Profit	159.28 - 159.08																										
Entry	1.1743 - 1.1748																										
Stoploss	1.172																										
Take Profit	1.1763 - 1.1773																										

Major Headlines

Oil Moves Higher Amid US-Iran Stalemate

Oil is trading stronger this morning after attempts to get US-Iran peace talks back on track broke down, erasing hopes for a resumption of energy flows through the Strait of Hormuz anytime soon. ICE Brent is up around 2% in early-morning trading today, after rallying almost 17% over the course of last week. The lack of progress means the market is tightening every day, requiring oil prices to reprice at higher levels. There's little alternative to fill a roughly 13m b/d shortfall. [see more...](#)

Gold prices steady amid Fed anticipation, Iran jitters

Much of the focus this week is on the Fed's latest rate decision on Wednesday following a two-day gathering. The central bank is widely expected to leave interest rates unchanged, meaning investors will be paying close attention to how the Fed sees economic outlook evolving in the wake of an energy also [see more...](#)

Up, or down? War scrambles financial markets' signaling efforts

The traditional global asset correlations that collapsed when the war in the Middle East erupted remain broken, leaving investors to piece together strategies to trade the road to resolution with a faulty instrument panel. Record highs for Wall Street stocks belie concerns about fraught geopolitics, how long energy supplies might be disrupted for and long-term economic damage. [see more...](#)

USD/JPY Price Forecast: Tests breakout region around 159.20 at the start of BoJ-Fed policy week

The US-Iran peace talks, which were expected to resume in Islamabad over the weekend, were called off as Washington canceled the US envoys' visit, citing that it would be a waste of time as the counteroffer by Iran, received through Pakistan, is not good enough, Axios reported. US President Donald Trump [see more...](#)

EUR/USD holds supported as Dollar softens, central bank decisions loom

EUR/USD trades around 1.1740 on Monday, up 0.21% on the day, extending Friday's rebound from the 1.1670 area, despite a more fragile macroeconomic backdrop in the Eurozone. Latest data from Germany show a marked deterioration in consumer confidence. The GfK index falls to -33.3 in May, its lowest level in more than three years, from -28.1 previously and well below market expectations. [see more...](#)

US Dollar Index (DXY) Price Forecast: Bearish below 98.50/38.2% Fib. on US-Iran peace hopes

The US Dollar Index (DXY), which tracks the Greenback against a basket of currencies, turns lower for the second straight day on Monday and moves further away from a one-week high, around the 99.00 mark touched last Thursday. The index remains depressed below mid-98.00s through the early [see more...](#)

Economic Calendar

Event	Date	Time	Currency	Importance	Actual	Forecast	Previous
U.S. President Trump Speaks	27/4/2026	4:00 AM	USD	High volatility			
BoJ Interest Rate Decision	28/4/2026	8:00 AM	USD	High volatility		0.75%	0.75%
CB Consumer Confidence (Apr)	28/4/2026	7:00 PM	USD	High volatility		89.4	91.8
Crude Oil Inventories	29/4/2026	7:30 PM	USD	High volatility			1.925M
Fed Interest Rate Decision	29/4/2026	11:00 PM	USD	High volatility		3.75%	3.75%
FOMC Statement	29/4/2026	11:00 PM	USD	High volatility			

FOREX MARKETS' STATISTICS

Forex Market Hours



Note: This chart shows the normal forex trading times of all the major forex trading centers across the globe in Pakistan Standard Time.

Forex Turnover by Counterparty



Markets' Share in Total Forex Turnover



Most Traded Currency Pairs



Sources: ACPL Research, Forexmarkethours, Dailyfx, Ig

DISCLAIMER

This report has been prepared by Abbasi and Company (Private) Limited and is provided for information purposes only. Abbasi and Company (Private) Limited (ACPL) is engaged in brokerage business of commodities futures in Pakistan and to provide the trading/ execution facility on Pakistan Mercantile Exchange (PMEX). There is risk of loss in trading in derivatives (futures). The author, directors and other employees of Abbasi and Company (Private) Limited and its affiliates cannot be held responsible for any loss in trading. Futures; futures on margin carries a high level of risk and may not be suitable for all investors. The high degree of leverage can work against the investor/ traders. Before deciding to invest in Commodity derivatives, you should carefully consider your investment objectives, level of experience, and risk appetite. The possibility exists that you could sustain a loss of some or all of your initial investment and therefore you should not invest money that you cannot afford to lose. You should be aware of all the risks associated with futures trading in commodities and other financial products. We take no responsibility for any loss made in investment on any instruments through us. In any event Abbasi and Company (Private) Limited, its affiliates, agents will not be liable to anyone for any decision made or action taken for investment/trading. Abbasi and Company (Private) Limited, its affiliates, directors and employees cannot be held responsible for any loss in trading due to any problem in connectivity; failure of system; technical problem in the software or any other reason whatever.

All the reports/ recommendations/ trading calls/ opinions are advisory in nature and contains the opinions of the author, which are not to be construed as investment advices. The author, directors and other employees of Abbasi and Company (Private) Limited and its affiliates cannot be held responsible for the accuracy of the information presented herein or for the results of the positions taken based on the opinions expressed in the reports/ views from Abbasi and Company (Private) Limited. All the views/ recommendations/ trading calls and opinions are based on the information, which are believed to be accurate and no assurance can be given for the accuracy of these information.

Derivatives trading involve substantial risk. The valuation of the underlying may fluctuate, and as a result, clients may lose their entire original investment. In no event should the content of this research report be construed as an express or an implied promise, guarantee or implication by, or from, Abbasi and Company (Private) Limited that you will profit or that losses can, or will be, limited in any manner whatsoever. Past results are no indication of future performance. The information provided in this report is intended solely for informative purposes and is obtained from sources believed to be reliable. Information is in no way guaranteed. No guarantee of any kind is implied or possible where projections of future conditions are attempted. Investments in securities market are subject to market risks, read all the related documents carefully before investing.

All rights reserved by Abbasi and Company (Private) Limited. This report or any portion hereof may not be reproduced, distributed, or published by any person for any purpose whatsoever. Nor can it be sent to a third party without prior consent of Abbasi and Company (Private) Limited. Action could be taken for unauthorized reproduction, distribution, or publication.

The research analyst, primarily involved in the preparation of this report, certifies that (1) the views expressed in this report accurately reflect his/her personal views about the subject commodity/index /currency pair and (2) no part of his/her compensation was, is or will be directly or indirectly related to the specific recommendations or views expressed in this report.

DISCLOSURE

Following exchange rates are used to convert investment and profit values:

- USD/PKR: 280.10
- JPY/PKR: 1.97

To arrive at our Target Price, Abbasi & Company (Private) Limited uses following methods:

- Technical Analysis
- Fundamental Analysis

Furthermore, profit and returns are inclusive of all expenses including PMEX Fee, ACPL Fee & Sales Tax

RESEARCH DISSEMINATION POLICY

Abbasi & Company (Private) Limited endeavors to make all reasonable efforts to disseminate research to all eligible clients in a timely manner through either physical or electronic distribution such as email, fax mail etc. Nevertheless, all clients may not receive the material at the same time.

PREPARED BY

Muhammad Rashid Nawaz
Phone: (+92) 42 38302028
Ext: 118
Email: umairjaved@abbasiandcompany.com

RESEARCH DEPARTMENT

6 - Shadman, Lahore
Phone: (+92) 42 38302028; Ext: 116, 117
Email: research@abbasiandcompany.com
web: www.abbasiandcompany.com

HEAD OFFICE

6 - Shadman, Lahore
Phone: (+92) 42 38302028
Email: support@abbasiandcompany.com
web: www.abbasiandcompany.com